


Placement Management Software & Student Mobile App

A buyer's guide



Contents

Overview	3	Health and Safety Risk Management	10
Gatsby Benchmarking	4	Employer Appraisals & Student Feedback	11
Initial Set-up & DES Data Exchange Service	5	Consent CRM Tracker	12
Automated Functionality	6	Attendance Tracking	12
Student Mobile App	7	Skills Builder Action Planning	13
Employer Database & Geolocation	8	Pathways Progress Tracker	14
EEM Employer Engagement CRM	8	CAM Careers CRM	15
OPP Placement Opportunities CRM	8	Bespoke Programme Builder	16
Placement Creation, Management and Tracking	9	BES Bespoke Document & Email Management	17
Placement Creation, Proposed Placements and Work-Related Activity	9	APT Business Development CRM	17
Digital Student Self Placement Verification	9		

Changing Education is a member of the following professional bodies:



Overview

We are passionate about Work-Related Learning and Careers Provision!

'Connect' is a brilliant piece of tech enabling educators, students, and employers to track all aspects of work placement and career programmes. How do we know this? Because we are the only software provider with a delivery team that has supported 100,000s of work placements and careers programmes over 14 years.

Useful Videos

Watch our
Explainer Video



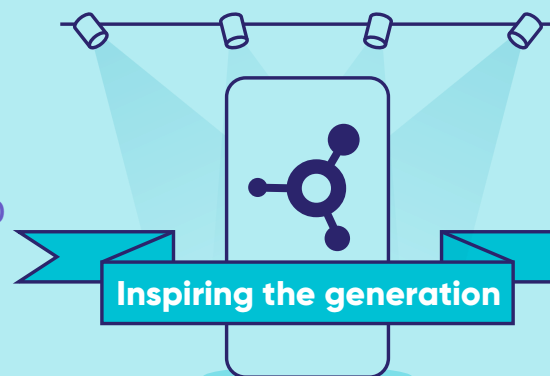
Connect[®]
Web Platform

Originally Broadcast: Tuesday 29th September 2020



Connect[®]
Mobile App

Originally Broadcast: Tuesday 22nd September 2020



Gatsby Benchmarking

The government promotes educators to utilise the eight Gatsby benchmarks of Good Career Guidance, to ensure that young people have access to high quality career guidance to enable them to make informed decisions about their future.

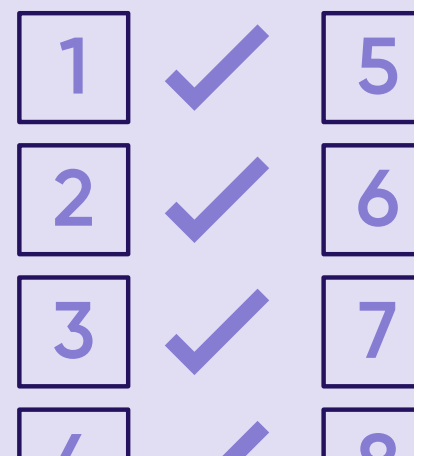
Both Connect® software and mobile app offer a platform to support educators to evidence the implementation of the Gatsby Benchmarks and enable seamless reporting in to COMPASS+.

The 8 Gatsby benchmarks of Good Career Guidance

- 1 A stable careers programme
- 2 Learning from career and labour market information
- 3 Addressing the needs of each pupil
- 4 Linking curriculum learning to careers
- 5 Encounters with employers and employees
- 6 Experiences of workplaces
- 7 Encounters with further and higher education
- 8 Personal guidance

Connect® Gatsby Reporting & Benchmarking

Originally Broadcast: Wednesday 23rd June 2021



Compass+ is the Careers & Enterprises Company tool to help educators benchmark, manage, track and report on careers programmes. Compass+ is available for all secondary schools, special schools, sixth-forms and PRUs in England. To find out more, [click here](#)

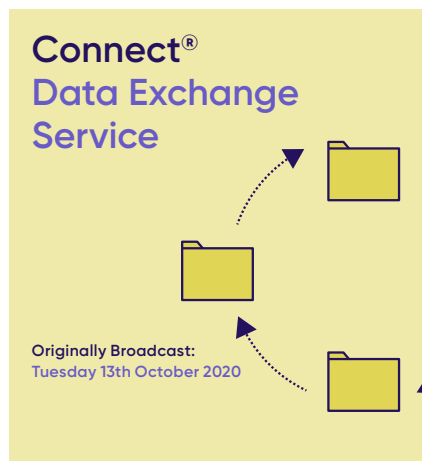
Initial Set-up & DES

Data Exchange Service

Enable secure (GDPR compliant) automated data sharing, between all MIS systems. This will ensure your data is fed directly into your reporting software to guarantee your work-based learning and careers data is audit and benchmark ready.

Is the number of columns we can export from our MIS systems with student details unlimited?	✓
Can we update our MIS reports with all placement and careers interactions daily?	✓
Can we import/export employer partners?	✓
Can we import Staff?	✓
Can imports/exports be automated (GDPR compliant!)?	✓
Can imports/exports be run manually driven by the WEX team?	✓
Do you have an application programming interface (API)?	✓
Can we add 19+ students with an EHCP/SEND requirement?	✓
Does a student have a homepage where all placement and careers data are stored?	✓
Does it have a built-in health questionnaire?	✓
Can we generate data tables that report directly in to compass+	✓
Can we easily create reports for our OFSTED, GATSBY & MATRIX Reporting?	✓
Can we complete cross course (group) reporting?	✓

Useful Videos



Automated Functionality

The automated functionality enables the system to implement digital “safety nets” to ensure key interactions are not overlooked such as risk management, feedback, and appraisal deadlines. This includes automated communications and requests with employers and students and concise reporting to key staff.

Can the system auto contact employers to commence the risk assessment processes?



Can the system auto contact employers and students to request placement feedback?



Does the System offer digital warning and safety nets to ensure processes are maintained?



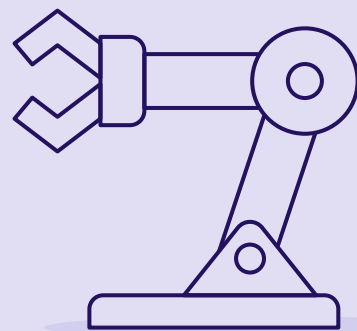
Can you switch functions on and off to tailor contact strategies to employer preferences?



Useful Videos

Connect[®] Automated Functionality

Originally Broadcast: Tuesday 20th October 2020



‘CONNECT from Changing Education has given us the opportunity to focus our time on the real issues regarding placements and not be overrun with admin or paperwork. It offers us an easy to use interface with which we can record, monitor and evaluate our placements which offering a reporting structure that gives us information and statistics to use for our KPIs. A great acquisition that we intend to use year on year as we grow.’

Andrew Snape

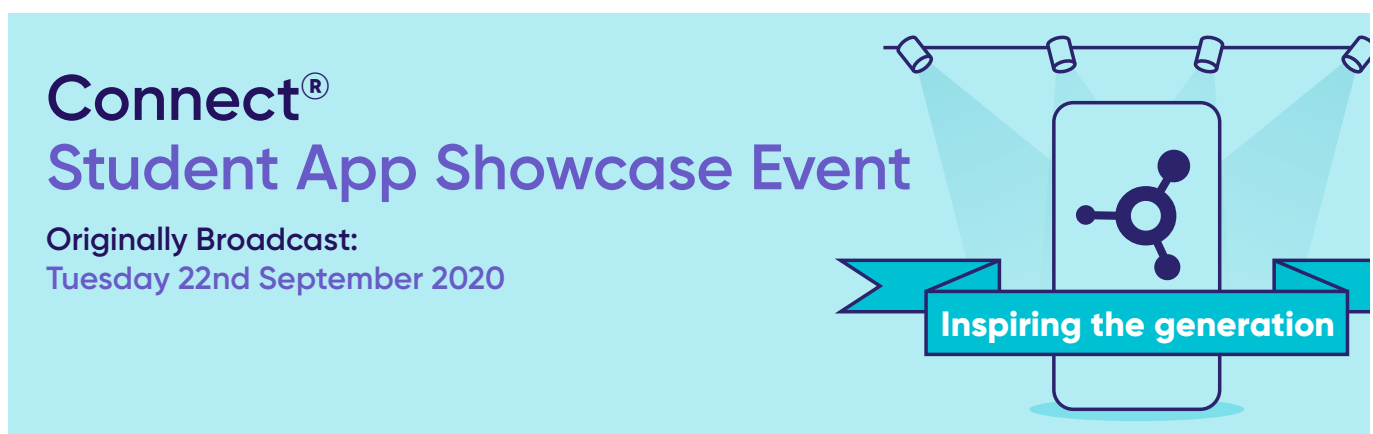
Student Mobile App

Getting your students involved couldn't be easier with the CONNECT Mobile App. The app enables students to review, update and manage their work placements, careers, and work-related learning interactions. Students can submit self-placement forms, self-assessments, placement feedback and C.V.s., which automatically updates via the CONNECT web platform, promoting effective communication for all parties whilst ensuring your data is always up to date.

Can students access the software from a mobile phone and a desktop?	✓
Can we manage and track student interaction via the student app?	✓
Can Students view all the placements details including hours, employer feedback, certificates?	✓
Can students submit digital self-placements forms via the app?	✓
Can Students search and apply for placement opportunities?	✓
Can students access their Careers Advice and Guidance?	✓
Can Students create, submit, edit and share a C.V.?	✓
Can students access employability and careers resources?	✓
Does the App utilise a lot of storage space on the phone?	✗
Does the App use minimal mobile data when in use?	✓
Does the App communicate with CONNECT?	✓
Is the APP GDPR compliant?	✓

Gatsby Benchmarks: **2** **3** **4** **5** **6** **8**

Useful Videos



Enable your staff to succinctly and effectively manage your interactions with current and potential employers. Use data analysis about employer history with your teams to improve employer relationships. This also enables all team members to communicate effectively with local businesses to support all work-based learning. Management and tracking of daily staff activity will permit SLT to set key performance indicators.

Employer Database & Geolocation

Can we easily filter the database to targets industry types, location, and placement status?



Can view an interactive map to view employer locations?



When employers receive email communications, does it have college contact details on?



Can you have multiple addresses/sites/departments for one organisation?



EEM Employer Engagement CRM

Can we manage and track employer interactions?



Can log the outcome of each interaction?



Can we KPI staff activity?



Can we easily evaluate the efficacy of our employer engagement strategy?



OPP Placement Opportunities CRM

Can the software advertise placement opportunities and track applications?



Can the software link to our student intranet where we advertise placements?

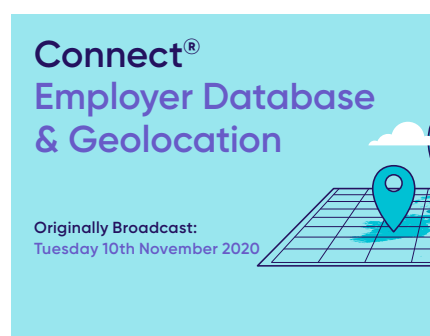


Can we filter placement opportunities so that only specified cohorts see them?



Gatsby Benchmarks: **5** **6**

Useful Videos



Placement Creation, Management and Tracking

This functionality will enable staff to effectively manage placement creation (including placement opportunities), student self-placement (including via the app). CONNECT also offers the user tools to submit proposed placements and approve or deny digital self-placement submissions and placement opportunities applications.

Placement Creation, Proposed Placements and Work-Related Activity

Are you able to add dates to students' profile for planned WEX off timetable?



Can you input hours and days then just copy over weeks?



Can we add multiple students to a placement?



Can we end placements early or mark placements as not starting, but keep the proposed placement data?



Digital Student Self Placement Verification

Can we manually and digitally log and track all self-placement activity?




Can we deny self placement submissions?



Gatsby Benchmarks: **5** **6**

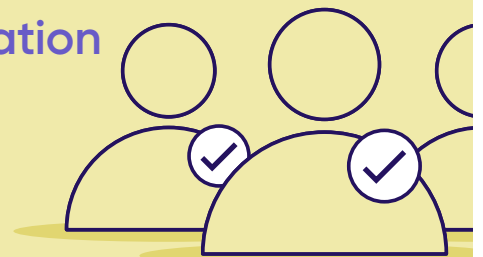
Useful Videos

Connect[®]
Internal Placements,
Proposed Placements &
Work Related Activity



Originally Broadcast:
Tuesday 12th January 2021

Connect[®]
Self Placement
Verification



Originally Broadcast:
Tuesday 12th January 2021

Health and Safety Risk Management

Empower your staff to have greater control of health and safety risk management for all work placement activity. Manage and track in greater depth to enable quality assurance and compliance of all staff and employer activity.

Can you add more than one contact to the employer profile page (i.e., if the Health and Safety form goes to another contact)?



Are digital signage facilities inbuilt?



Do placements show as compliant up until the ELI runs out?



Does any health condition information prepopulate the relevant part of a risk assessment form?



Can we create our own risk assessment templates?



Gatsby Benchmarks: **5** **6**

Useful Videos



We provide

We provide customers with the autonomy to create and edit their own risk assessment templates. These are automatically sent out to employers once a student has been placed. CONNECT allows users to create risk assessments for individual employer categories. This ensures that the risk assessment is always relevant to that sector. Our clever system keeps staff constantly updated regarding outstanding Risk Assessment figures.

Employer Appraisals & Student Feedback

This functionality will enable staff to effectively manage, track, and evaluate employer and student placement feedback. In addition, staff can evaluate, review and request appraisals and feedback individually or via larger cohorts of students.

Can I manage and track employer and student feedback, and send requests whenever we want?



Can you contact multiple students at once?



Can you contact multiple Employers at once?



Can you task staff members to complete appraisals?




Can we create certificates to evidence placement activity?



Gatsby Benchmarks: **3** **4** **5** **6** **8**

Connect[®] Employer & Student Appraisal CRM

Originally Broadcast: Tuesday 8th December 2020



'Connect was useful during a recent audit because all the necessary documents are in one place. It is a great system for exporting data, which makes reporting, tracking and monitoring easier.'

Alison Thompson, Blackburn College



Consent CRM Tracker

The consent management functionality is the simple solution that will enable you to effectively log, manage, track and report on work placement consent from all parties (Student, Parent/Guardian, Employer, and College Staff).

Can we log universal enrolment consent?



Can we manage placements specific consent?



Can the consent be managed digitally via email submissions?



Can Students, Parent/Guardians and Employer digitally sign consent?



Gatsby Benchmarks: **3** **4** **5** **6** **8**

Attendance Tracking

This functionality will enable staff to effectively manage, track, and evaluate all aspects of placement attendance

Can you manage and track student attendance manually?



Does the system have automated attendance functionality?

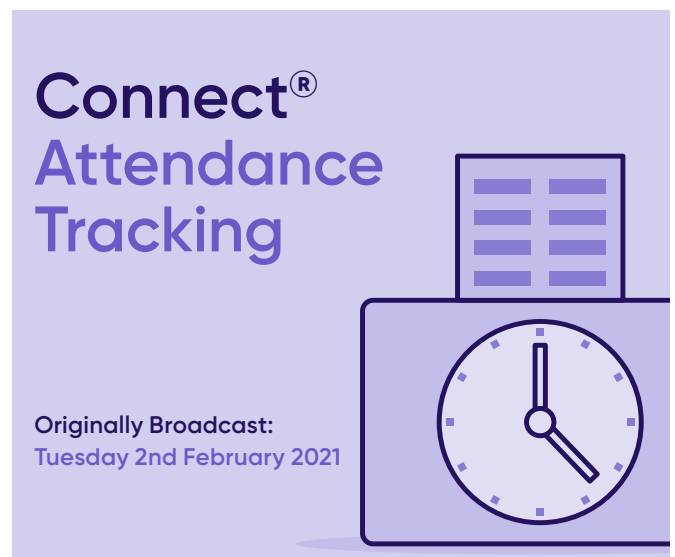


Does the system track placement hours against planned hours?



Gatsby Benchmarks: **3** **4** **5** **6** **8**

Useful Videos



Skills Builder Action Planning

Allow your careers advisors, wider careers and work-based learning teams to set targets for your students prior to commencing placement. This package includes student diary and logbook, the ability for students to log hours and employers to feed into appraisals.



The Skills Builder partnership will enable CONNECT's student assessment functionality to link directly with the Skills Builder Universal Framework and Educators Toolkit, which breaks each essential skill down into teachable, learnable steps.

These are the skills young people need to succeed in education and beyond into employment. Integrating the Skills Builder framework into our web platform and mobile app supports all students to take ownership of their essential skill development and articulate their strengths.

[Find out more here](#)



Are any work-related learning activities included or tracked?



Does the software link the student's activity to the skills they are learning?



Does the assessment tools link with Skills Builder?



Can students complete a self assessment of their employability skills prior to commencing work based learning?



Can students self analyse life and social skills?



Can students and staff track progress and outcomes?



Can staff set course specific targets?

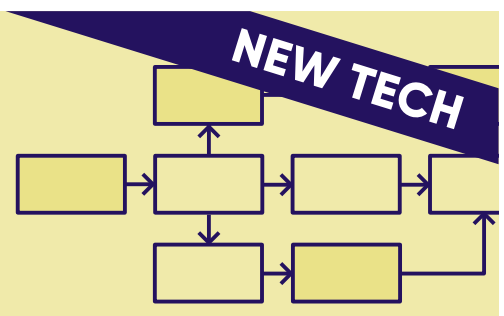


Gatsby Benchmarks: **3** **4** **8**

Useful Videos

Connect[®] Skills Builder Action Planning

Originally Broadcast: Tuesday 16th September 2021



Pathways Progress Tracker

Pathways progress tracker will enable you to manage, track and evaluate all key interactions during each stage of your work placement programme.

Pathways provide the educator with a framework to adhere to which will ensure all key documents, assessments, and interactions with both the employer and students are logged during pre-placement, placement, and post-placement activities.

The framework provides the delivery team with best practice processes to ensure students are receiving a meaningful learning experience as set out by the Ofsted and Gatsby agenda. This tracker provides the educator, student, and employer with the functionality to log, track and report on the student's development and progression throughout the term of the work-based learning programme.

Can we track placements readiness?	✓
Can we complete employer and student inductions?	✓
Does Pathways offer the team a clear framework to follow?	✓
Does Pathways allow us to track attendance?	✓
Does Pathways encourage start, mid and end-point assessments?	✓
Does Pathways track student's self-analysis across the term of the programme?	✓
Is work personality screening (Skills Builder Framework) incorporated?	✓
Does Pathways enable us to report on the students' progress and outcomes?	✓
Can students access their progress?	✓
Can students submit appraisals?	✓
Can students submit work placement diaries?	✓

Gatsby Benchmarks: **3** **4** **8**

Useful Videos



CAM Careers CRM

This Careers and Work-Related Activity functionality will enable your team to effectively manage and track all aspects of your wider careers programmes via CONNECT and the Student App.

Can we log and report work related learning and wider careers activity, including hours?	✓
Can we log 1-1 Careers Actions Plans?	✓
Can we log Careers Group interactions?	✓
Can we log Employability Skills/Placement Preparation?	✓
Can we log Logging Careers/Work Related Trips?	✓
Can we log Employer College Visits/Sessions?	✓
Can we log Careers Fairs?	✓
Can we log Tracking Staff Interactions (Key Performance Indicators)?	✓
Can we complete Careers Data Analysis, Reporting and Data Exports?	✓

Gatsby Benchmarks: **2** **3** **7** **8**

Useful Videos

Connect[®]
**Careers Action Plans/
Wider Careers Activity**
Originally Broadcast: Tuesday 1st December 2020



Bespoke Programme Builder

The bespoke programme builder has been designed to offer you complete control of your delivery model, allowing effective implementation and roll-out of careers and work-based learning programmes. Full integration with our Student App supports clear tracking of attainment allowing Guided learning hours to be evidenced.

Can we build our own virtual work experience programmes?



Can we build bespoke employability activities?



Can Ad-hoc programmes be built over an extended period?



Can we produce certificates for the programmes designed?



Can we enrol students en masse?



Can we see a breakdown of student engagement in all activities?

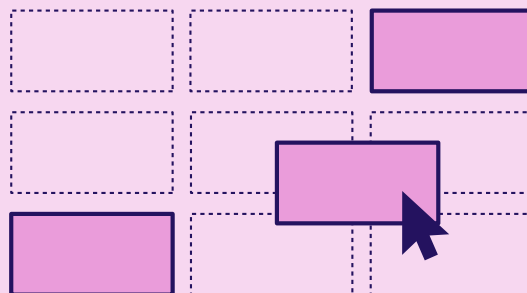


Gatsby Benchmarks: **1** **3** **4** **5** **6**

Useful Videos

Connect[®] Bespoke Programme Builder

Originally broadcast: Tuesday 4th May 2021



'We have worked in partnership with Changing Education for several years in which time they have supported us in remapping our work experience delivery models, Ofsted inspections, T-Level implementation, Risk Management and the implementation of the Connect Software. Which has been instrumental in ensuring we deliver best practice for our students and employers, in addition enable us to set targets at all levels thanks to the succinct reporting functionality'

Martine Mayo (Work Placement Team Leader)



**Cheshire College
South & West**

BES Bespoke Document & Email Management

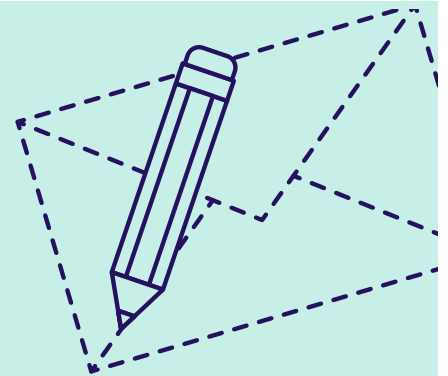
Create bespoke emails which are automated from the CONNECT system.
Making available the functionality to alter and personalise all aspects of the system-based emails specific to a course or curriculum area.

Can we create bespoke documents and emails?



Connect[®] BES Bespoke Document & Email Management

Originally broadcast: Wednesday 15th September 2021



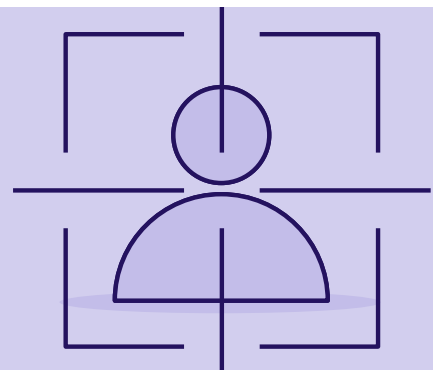
APT Business Development CRM

Enable a new and exciting way to manage your apprenticeship activity. This new functionality will enable you to use the very best in CONNECT health and safety tracking mixed with all the tools to sign up and manage employers and students on the apprenticeship pathway. This service is very new and still open for partnership design.

Does the system support our business development team?



Connect[®] APT Business Development CRM





Interested in taking Connect for a test-drive?
Hit the button below to find out more

ChangingEducation
Group



Changing Education Ltd, Cheshire College South and West, Dane Bank Avenue, Crewe, Cheshire, CW2 8AB
T: 01625 837 309 E: info@changingeducation.co.uk W: changingeducation.co.uk

